

BULK LUBRICATION SYSTEMS



PRODUCT CATALOG
C-2100-E/14





Introduction

Bulk Lubrication Systems & Design

Commitment

Alemite has been committed to the lubrication industry for over 90 years, from the introduction of the first high-pressure lubrication system in 1918, through today's complete storage and delivery systems. Alemite leads with the latest technology to provide the most reliable and efficient lubrication capabilities for protection of your investment. Alemite has always been committed to innovation in technology and was the first to offer completely sealed and warranted air motor pumps in 1949. Today's RAM air motor leads the way in quiet, dependable operation. With a commitment to service, Alemite has in place over 200 authorized service centres across North America, and many more throughout the world.

Alemite is committed to bring the best technology that meets the toughest demands of lubricant storage, delivery, control and dispensing.



Discover the Alemite Advantage

The Alemite Bulk Lubrication System catalogue illustrates some of the many systems Alemite has to offer. Designed to make system, accessory and parts selection easier and more direct, a detailed table of contents lists the products and systems included in each section.

Many of the Alemite products in the catalogue have several major components – from hose reels to pumping systems. Where several components make up the equipment package, you will find a chart outlining items which are included in the model.

Alemite is the supplier of choice for leading companies in automotive and truck service, manufacturing, mining, processing, assembly and warehousing. Backed by a commitment to quality, service and technical leadership, Alemite systems deliver lubricants and fluids cleanly, reliably and efficiently – from barrel to bearing.

ALEMITE
TM
DETAILS MAKE THE DIFFERENCE

Table of Contents



Bulk Lubrication Systems

Bulk Equipment Systems	4-3	Pump Accessories	15
1000 Series Bench Top Tank	4	Round Dolly for 120lb. Drums	15
1040 Series Bench Top Tank	4	Band Dolly for 400 lb. Drums	15
1050 Series Bench Top Tank	5	Band Dolly	15
1020 Series Bench Top Tank	5	Two-Wheel Dolly (for 35lb. & 120 lb. Containers)	15
1300 Series Rectangular Tank	6	Pump Tube Strainers	15
1500 Series Bench Tank	6	Lubricants Strainers	15
		Low Level Cut-off	15
		Air Motor Muffler	15
Bare Tanks	7-8	Diesel Exhaust Fluid Packages	16
Bench Tanks	7		
Rectangular Tanks	8		
Other Bulk Systems	9-11	Waste Oil Management	17-19
Equip. Packages - 1100 Series & 1130 Series	9	Waste Oil Tanks	17
Dispensing Valve Package (338635)	9	Tank Over Fill Valve	18
Oil Bar (343090)	9	Portable Oil Drain	18
Rec Tank & Oil Bar Package (338624)	9	Rolling Used Oil drains	18
Bulk Tote or Lube Cube Oil Packages	10	Pressurized Drain	18
Bulk Tote or Lube Cube Grease Pumps	11	Portable Truck Drain	18
		Portable Oil Extractor	18
		Oil Filter Drain	18
		Lube Cart	18
		Wall Brackets	19
		Used Oil Pumps	19
		Waste Oil Accessories	19
		Siphon Kit (SWA306)	19
		Waste Evacuation Kit	19
Medium Pressure Grease Pumps	11	Portable Lubricators	20
Standard Duty Pump 8568-A	11	Portable High Pressure Lubricators	20
RAM Series Pumps - 9900 Series	11	Portable Medium Pressure Lubricators	20
Heavy Duty Pumps - 7700 Series	11	Hand Operated Medium Pressure Pumps	20
High Pressure Grease Pumps	12	Guide For Pump Selection	21
Standard Duty Pumps - 8500 Series	12	High Pressure Grease	21
RAM Pumps - 9900 Series	12	Fluid Oil Drum & Tank Dispensing Systems	21
Heavy Duty Pumps - 7700 Series	12		
Reel Packages	13	Typical Installation Layout	22
Shielded Reels	13	Quick Lube Layout	22
Heavy-Duty Open Reels	13	Lube Maintenance Shop Layout	22
High Capacity Double Post Reels	13		
Severe Duty Reels	13		
Diesel Exhaust Fluid Reels	13		
Control Valves and Meter Controls	14	Fluid Management Systems	23
High Pressure Controls	14	AFCS	23
Medium Pressure Controls	14		
High Volume Control Valves	14		
Volume Delivery Control Valves	14		
Meter Control Valves 3600 Series	14		



Bulk Equipment Systems



1000 Series Bench Top Tank

- Ideal for motor oils and hydraulic oils in busy garages and shops.
- Package includes a 1140 Litre bench-top tank with sight gauge, 5:1 ratio RAM pump, heavy-duty reel with 30ft or 50ft of delivery hose, meter control valve or pre-set meter with non-drip nozzle.
- Package is complete with all necessary connector hardware.
- The UL-Listed tank measures: 74" long x 38" deep x 42" high (without equipment)
- All packages include filter/regulator

1000 Series Bench Tank Order Chart

Package #	Tank	5:1 Pump	Reel	Hose Length	Meter	Capacity
1000	946841	9968	8078-C	30 Feet	3685-D1	1140L
1010	946841	9968	8078-D	50 Feet	3685-D1	1140L
1001	946841	9968	8078-C	30 Feet	3693-C	1140L
1011	946841	9968	8078-D	50 Feet	3693-C	1140L
1000-E	946841	9968	8078-C	30 Feet	3671	1140L
1010-E	946841	9968	8078-D	50 Feet	3671	1140L
1011-E	946841	9968	8078-D	50 Feet	3644-C2	1140L
1001-E	946841	9968	8078-C	30 Feet	3644-C2	1140L

Package is complete with all the above items.



1040 Series Bench Top Tank

- Ideal for motor oils and hydraulic oils in medium volume users and shops.
- Package includes a 800 Litre bench-top tank with sight gauge, 5:1 ratio RAM pump, heavy-duty reel with 30ft or 50ft of delivery hose, meter control valve or Pre-set meter with non-drip nozzle.
- Package is complete with all necessary connector hardware.
- Tank allows for the reel to be mounted on either side of the tank.
- The UL-Listed tank measures: 85" long x 27" deep x 42" high (without equipment)
- All packages include filter/regulator

1040 Series Bench Tank Order Chart

Package #	Tank	5:1 Pump	Reel	Hose Length	Meter	Capacity
1040	960265	9968	8078-C	30 Feet	3685-D1	800L
1040-50	960265	9968	8078-D	50 Feet	3585-D1	800L
1041	960265	9968	8078-C	30 Feet	3693-C	800L
1041-50	960265	9968	8078-D	50 Feet	3693-C	800L
1040-E	960265	9968	8078-C	30 Feet	3671	800L
1040-50E	960265	9968	8078-D	50 Feet	3671	800L
1041-E	960265	9968	8078-C	30 Feet	3644-C2	800L
1041-50E	960265	9968	8078-D	50 Feet	3644-C2	800L

Package is complete with all the above items.



1050 Series Bench Top Tank

- Ideal for motor oils and hydraulic oil in smaller volume shops and garages.
- Package includes a 540 Litre bench top tank with sight gauge, 5:1 ratio pump, heavy-duty reel with 30ft or 50ft delivery hose, meter control valve or LCD meter with non-drip nozzle.
- Package is complete with all necessary connector hardware.
- The UL-Listed tank measures: 50" long x 27" deep x 42" high (without equipment)
- All packages include filter/regulator

1050 Series Bench Tank Order Chart						
Package #	Tank	5:1 Pump	Reel	Hose Length	Meter	Capacity
1050	960303	9968	8078-C	30 Feet	3685-D1	540L
1050-50	960303	9968	8078-D	50 Feet	3685-D1	540L
1051	960303	9968	8078-C	30 Feet	3693-C	540L
1051-50	960303	9968	8078-D	50 Feet	3693-C	540L
1050-E	960303	9968	8078-C	30 Feet	3671	540L
1050-50E	960303	9968	8078-D	50 Feet	3671	540L
1051-E	960303	9968	8078-C	30 Feet	3644-C2	540L
1051-50E	960303	9968	8078-D	50 Feet	3644-C2	540L

Package is complete with all the above items.



1020 Series Bench Top Tank

- Ideal for motor oils and hydraulic oils in busy garages and shops. Allows for two different types of lubricants to be dispensed from one tank.
- Package includes a UL-Listed two product bench-top tank with sight gauge, and 2 each of 5:1 ratio RAM pump, heavy-duty reel with 30ft or 50ft of delivery hose, meter control valve or Pre-set meter with nondrip nozzle.
- Package is complete with all necessary connector hardware.
- Tank allows for two sets of equipment to be mounted on the tank. Each section has a 570 litre capacity.
- The UL-Listed tank measures: 85" long x 38" deep x 42" high
- All packages include filter/regulator

1020 Series Bench Tank Order Chart						
Package #	Tank	5:1 Pump	Reel	Hose Length	Meter	Capacity*
1020	960263	2 of 9968	2 of 8078-C	30 Feet	2 of 3685-D1	570L
1020-50	960263	2 of 9968	2 of 8078-D	50 Feet	2 of 3685-D1	570L
1021	960263	2 of 9968	2 of 8078-C	30 Feet	2 of 3693-C	570L
1021-50	960263	2 of 9968	2 of 8078-D	50 Feet	2 of 3693-C	570L
1020-E	960263	2 of 9968	2 of 8078-C	30 Feet	2 of 3671	570L
1020-50E	960263	2 of 9968	2 of 8078-D	50 Feet	2 of 3671	570L
1021-E	960263	2 of 9968	2 of 8078-C	30 Feet	2 of 3644-C2	570L
1021-50E	960263	2 of 9968	2 of 8078-D	50 Feet	2 of 3644-C2	570L

*Each sections capacity.

Package is complete with all the above items.





Bulk Equipment Systems

1300 Series Rectangular Tank

- Ideal for motor oils and hydraulic oils in shops where space is a concern.
- These space saving packages include a UL-Listed rectangular tank with sight gauge, 5:1 ratio RAM pump, heavy-duty reel with 30ft or 50ft of delivery hose, meter control valve or Pre-set meter with non-drip nozzle.
- Package is complete with all necessary connector hardware.
- All packages include filter/regulator



1030 Series Rectangular Tank Order Chart

Package #	Tank	5:1 Pump	Reel	Hose Length	Meter	Capacity
1300	REC250	9968	8078-C	30 Feet	3685-D1	1130L
1300-50	REC250	9968	8078-D	50 Feet	3685-D1	1130L
1301	REC250	9968	8078-C	30 Feet	3693-C	1130L
1301-50	REC250	9968	8078-D	50 Feet	3693-C	1130L
1300-E	REC250	9968	8078-C	30 Feet	3671	1130L
1300-50E	REC250	9968	8078-D	50 Feet	3671	1130L
1301-E	REC250	9968	8078-C	30 Feet	3644-C2	1130L
1301-50E	REC250	9968	8078-D	50 Feet	3644-C2	1130L
1320	REC100	9968	8078-C	30 Feet	3685-D1	450L
1320-50	REC100	9968	8078-D	50 Feet	3685-D1	450L
1321	REC100	9968	8078-C	30 Feet	3693-C	450L
1321-50	REC100	9968	8078-D	50 Feet	3693-C	450L
1320-E	REC100	9968	8078-C	30 Feet	3671	450L
1320-50E	REC100	9968	8078-D	50 Feet	3671	450L
1321-E	REC100	9968	8078-C	30 Feet	3644-C2	450L
1351-50E	REC100	9968	8078-D	50 Feet	3644-C2	450L
1330	REC150	9968	8078-C	30 Feet	3685-D1	675L
1330-50	REC150	9968	8078-D	50 Feet	3685-D1	675L
1331	REC150	9968	8078-C	30 Feet	3693-C	675L
1331-50	REC150	9968	8078-D	50 Feet	3693-C	675L
1330-E	REC150	9968	8078-C	30 Feet	3671	675L
1330-50E	REC150	9968	8078-D	50 Feet	3671	675L
1331-E	REC150	9968	8078-C	30 Feet	3644-C2	675L
1331-50E	REC150	9968	8078-D	50 Feet	3644-C2	675L

Package is complete with all the above items.

1500 Series Bench Tank

- Ideal for motor oils and hydraulic oils in busy garages and shops.
- **#1500** Packages include: 1500 litre bench-top tank with sight gauge, 5:1 ratio RAM pump, heavy-duty reel with 30ft or 50ft of delivery hose, meter control valve or pre-set meter with non-drip nozzle.
- **#1501** Packages include: two-product bench-top tank with sight gauge, and 2 each of; 5:1 ratio RAM pump, heavy-duty reel with 30ft or 50ft of delivery hose, meter control valve or pre-set meter with non-drip nozzle.
- Packages include all necessary connector hardware.
- All packages include filter/regulator



1050 Series Bench Tank Order Chart

Package #	Tank	5:1 Pump	Reel	Hose Length	Meter	Capacity
1500-30E	960338	9968	8078-C	30 Feet	3671	1500L
1500-50E	960338	9968	8078-D	50 Feet	3671	1500L
1500-30EP	960338	9968	8078-C	30 Feet	3644-C2	1500L
1500-50EP	960338	9968	8078-D	50 Feet	3644-C2	1500L
1501-30E	960338-A	9968 (x2)	8078-C (x2)	30 Feet	3671 (x2)	750L*
1501-30EP	960338-A	9968 (x2)	8078-C (x2)	30 Feet	3644-C2 (x2)	750L*
1501-50E	960338-A	9968 (x2)	8078-D (x2)	50 Feet	3671 (x2)	750L*
1501-50EP	960338-A	9968 (x2)	8078-D (x2)	50 Feet	3644-C2 (x2)	750L*

Package is complete with all the above items.

*Each sections capacity



Bare Bench Tanks

Alemite offers a wide range of tanks to meet your special application needs. All tanks are UL approved and include sight gauge and lockable filler caps.

**Bare bench tanks do not come with equipment*



Bare Tank Chart			
Tank Part #	Description	Total Capacity	Dimensions
946841	Bench Top	1140L	74"L x 38"D x 42"H
960263	Two Product Tank	570L per section	85"L x 38"D x 42"H
960264	Three Product Tank	300L per section	85"L x 37"D x 41"H
960265	Bench Top	800L	85"L x 27"D x 42"H
960292	Bench Top - 2 Wings	1111L	85"L x 38"D x 41"H
960300	Skid Tank	2270L	72"L x 50"D x 54"H
960303	Mini Bench Top	540L	50"L x 27"D x 42"H
960303-2	2 shelves w/ reinforced legs	470L per section	60"L x 27"D x 42"H
960305	Lube Cube Style	475L	42"L x 24"D x 39"H
960338	Bench Top	1500L	73"L x 42"D x 48"H
960338-A	Two Product Tank	750L per section	85"L x 42"D x 48"H

Tanks available with containment basins:			
Tank Part #	Description	Total Capacity	Dimensions
946841-CB	Bench Top	1140L	74"L x 40"D x 43"H
960263-CB	Two Product Tank	570L per section	85"L x 40"D x 43"H
960338-CB	Bench Top	1500L	74"L x 43"D x 49"H
960338-A-CB	Two Product Tank	750L per section	85"L x 43"D x 49"H

Drum Bench Covers:			
Tank Part #	Description	Total Capacity	Dimensions
960270	2 drum bench top cover	-	68"L x 25"D x 34"H
960271	3 drum bench top cover	-	94"L x 25"D x 34"H

NOTE: All tanks are UL approved
NOTE: Dimensions are subject to change without notice
NOTE: Dimensions do not include equipment

Sight Gauges
 (available seperately):

Part #960221-32
 32" Sight Gauge

Part #960221-44
 44" Sight Gauge



Bulk Tanks

Bare Rectangular Tanks

Alemite offers a wide range of tanks to meet your special application needs. All tanks are UL approved and include sight gauge and lockable filler caps.



Bare Tank Chart

Tank Part #	Description	Total Capacity	Dimensions
REC100	Horizontal Tank	450L	26" L x 24" D x 56" H
REC100X2	Horizontal Tank - 2 product	450L	26" L x 24" D x 56" H
REC150	Horizontal Tank	675L	38" L x 24" D x 56" H
REC150X2	Horizontal Tank - 2 product	675L	38" L x 24" D x 56" H
REC200	Horizontal Tank	900L	50" L x 24" D x 56" H
REC200X2	Horizontal Tank - 2 product	900L	50" L x 24" D x 56" H
REC250	Horizontal Tank	1130L	62" L x 24" D x 56" H
REC250X2	Horizontal Tank - 2 product	1130L	62" L x 24" D x 56" H
REC300	Horizontal Tank	1350L	74" L x 24" D x 56" H
REC300X2	Horizontal Tank - 2 product	1350L	74" L x 24" D x 56" H
REC250-U	Upright Tank	1130L	48" L x 24" D x 68" H
REC250X2-U	Upright Tank - 2 product	1130L	48" L x 24" D x 68" H
REC300-U	Upright Tank	1350L	48" L x 24" D x 80" H
REC300X2-U	Upright Tank - 2 product	1350L	48" L x 24" D x 80" H

Sight Gauges

(available separately):

Part #960221-32

32" Sight Gauge

Part #960221-44

44" Sight Gauge

Filter Regulator

(available separately):

Part #97625-B

Filter Regulator combo

Tanks available with containment basins:

Tank Part #	Description	Total Capacity	Dimensions
REC100-CB	Horizontal Tank	450L	34" L x 30" D x 60" H
REC150-CB	Horizontal Tank	675L	46" L x 30" D x 60" H
REC200-CB	Horizontal Tank	900L	58" L x 30" D x 60" H
REC250-CB	Horizontal Tank	1130L	70" L x 30" D x 60" H
REC250X2-CB	Horizontal Tank - 2 product	1130L	70" L x 30" D x 60" H
REC300-CB	Horizontal Tank	1350L	82" L x 30" D x 60" H
REC300X2-CB	Horizontal Tank - 2 product	1350L	82" L x 30" D x 60" H
REC250-CB-U	Upright Tank	1130L	58" L x 30" D x 72" H
REC250X2-CB-U	Upright Tank - 2 product	1130L	58" L x 30" D x 72" H
REC300-CB-U	Upright Tank	1350L	68" L x 30" D x 84" H
REC300X2-CB-U	Upright Tank - 2 product	1350L	68" L x 30" D x 84" H

NOTE: All tanks are UL approved
NOTE: Dimensions are subject to change without notice
NOTE: Dimensions do not include equipment

Other Bulk Systems



Equipment Packages 1100 & 1130 Series

These packages are designed for pre-existing rectangular bulk tanks (1100 series) or Alemite bench tanks (1130 series) and come complete with 5:1 ratio RAM pump, heavy duty reel package complete with 30 ft or 50 ft delivery hose and a metered control valve or pre-set meter with non-drip nozzle. All packages include filter/regulator and gauge.

Rectangular Tank Equipment Packages					
Package #	5:1 Pump	Reel	Hose Length	Meter	Downtube
1100	9968	8078-C	30 Feet	3685-D1	954930-41V
1100-50	9968	8078-D	50 Feet	3685-D1	954930-41V
1101	9968	8078-C	30 Feet	3693-C	954930-41V
1101-50	9968	8078-D	50 Feet	3693-C	954930-41V
1100-E	9968	8078-C	30 Feet	3671	954930-41V
1100-50E	9968	8078-D	50 Feet	3671	954930-41V
1101-E	9968	8078-C	30 Feet	3644-C2	954930-41V
1101-50E	9968	8078-D	50 Feet	3644-C2	954930-41V
338642-9	9968	-	-	-	954930-41V

Bench Tank Equipment Packages					
Package #	5:1 Pump	Reel	Hose Length	Meter	Downtube
1130	9968	8078-C	30 Feet	3685-D1	954930-29V
1130-50	9968	8078-D	50 Feet	3685-D1	954930-29V
1131	9968	8078-C	30 Feet	3693-C	954930-29V
1131-50	9968	8078-D	50 Feet	3693-C	954930-29V
1130-E	9968	8078-C	30 Feet	3671	954930-29V
1130-50E	9968	8078-D	50 Feet	3671	954930-29V
1131-E	9968	8078-C	30 Feet	3644-C2	954930-29V
1131-50E	9968	8078-D	50 Feet	3644-C2	954930-29V
338642-12	9968	-	-	-	954930-29V

Note: For non Alemite tanks specify length of downtube required. 1130 series will also fit a 55 gallon drum (*338642 includes material hose, airline hose, filter regulator and gauge).



Equipment Package



Part #338635

Dispensing Valve Package (#338635)

Package includes 1:1 ratio pump(9916-A) with regulator (7624-A) & a pump mounted valve (7480-1). This is the perfect system where reels and metered dispensing are not required. Package is complete with all necessary connecting hardware. Fits 55 gallon drums or Alemite bench tanks.



Part #343091/343092/343259

Oil Bars

New oil bar line includes a compact, modular oil bar accommodating up to three spigots. Locking and non-locking spigots are available. A brass flow control valve is offered to control pressure and flow at the spigot, and an optional inline digital meter measures fluid.

Part #343090:

Oil Bar

Part #343091:

Spigot with Locking Lever

Inlet: 1/2" NPT(f), 3/4" NPT(m)

• Hydraulic and Other Medium-Viscosity Oils up to SAE 90

Part #343092:

Spigot with Non-Locking Lever

Inlet: 1/2" NPT(f), 3/4" NPT(m)

• Hydraulic and Other Medium-Viscosity Oils up to SAE 90

Part #343259:

Spigot with Non-Locking Lever

Inlet: 1/2" NPT(f), 3/4" NPT(m)

• Compatible with Washer Fluid and Antifreeze



Part #343090

Rec Tank and Oil Bar Package (#338624)

Oil bar type system ideal for shops where reels are not practical.

• Includes: 1135 litre UL-Listed tank with gauge, 5:1 ratio RAM pump (9968), and oil dispensing bar (343090 and all hardware and extension hoses. (Piping to oil bar is not included.)

• Oil Bar (343090) is designed with baked enamel finish and includes a drip sink.

A single tap has a non-drip nozzle (All packages include 7504 filter/regulator).

Note: #338624-A is the same as above - without tank and gauge.



Other Bulk Systems

Bulk Tote or Lube Cube Oil Packages*



Part #1450



Part #1448



Part #1450-IBC



Part #8323-IBC

Standard Duty Package (#1450)

Package is designed for piped installations of short to moderate length from a tote or lube cube. Easily handles SAE 10, 20 and 30 oil to one or two dispensing outlets. Package includes: 5:1 ratio RAM pump (9968), wall mounted bracket kit (325749) with adaptor (327033), air line regulator and gauge (97625-B), hose coupling package and adapters (946840), air hose (317803-3) and material hose (317828-3).

Standard Duty Package (#1448)

Package is designed for piped installations of short to moderate length from a bulk tank, tote or lube cube with outlet on top of tank. The pump is wall mounted and siphon hose kit is placed in tank and connected to pump. Easily handles SAE 10, 20 and 30 oil to one or two dispensing outlets. Package includes: 5:1 ratio RAM pump (9968), siphon hose kit (SWA306), wall mounted bracket kit (325749), regulator and filter with gauge (97625-B), air line hose (317803-3), and material hose (317828-3).

Heavy Duty Package (#1451)

Package is designed for piped installations of long delivery runs or to multiple reel outlets from a tote or lube cube. The 7783-C4 pump is built for reliability in continuous operation. Package includes: Heavy duty 6:1 ratio 4-1/4" pump (7783-C4), wall mounted bracket kit (328190-B4), filter/regulator (7617), coupling package (946840) and adapters, air hose (317811-5) and material hose (317856-5F). Air motor muffler included.

Heavy Duty Package (#1449)

Package is designed for piped installations of long delivery runs or to multiple reel outlets from a bulk tank, tote or lube cube with outlet on top of tank. The pump is wall mounted and siphon hose kit is placed in tank and connected to pump. The 7783-C pump is built for reliability in continuous duty operation. Package includes: Heavy duty 6:1 ratio 4 1/4" pump (7783-C4), wall mounted bracket kit (328190-B4), filter/regulator (7617), siphon hose kit (SWA306), air hose (317811-5) and material hose (317856-5F). Air motor muffler included.

#1450-IBC Package

Complete with mounting brackets for reel and pump to attach to wire steel frame. Package includes: connector hoses, filter, regulator and gauge.

Reel and meter must be purchased separately.

Suitable for stationary dispensing or tote may be picked up with fork lift for portability.

Wall Mount Pump Package (#1450WM-50)

For Oil Tote or Cube. Includes 5:1 Ratio Pump, wall mount bracket, air filter regulator gauge, connector hoses (air and material), cam lock connector package, HD reel with 50ft hose, pre-set electronic meter (or sub for another meter - contact sales rep for more information).

***1450WM-30 same as above with 30ft hose.**

8323-IBC

Convenient, and Economical, for transferring Petroleum Based Products from totes to drums and tanks. Unit is non metered.

Package includes: diaphragm pump (8323), 3/8" filter/regulator (7506), air pressure gauge (339948), 20ft supply hose (340367-20), reel bracket (961011-1) and tote connection kit (960417).

Medium Pressure Oil Dispensing Pumps



Bulk Tote or Lube Cube Grease & Oil Pumps

These efficient, reliable bulk grease pumps are designed with dynamic primers for continuous positive priming, eliminating air pockets and delivering product smoothly even over long distances. These pumps can be mounted horizontally, in the top or side of a bulk container. These pumps include the male portion of a 3-inch camlock connection for ease in installation.

Lube Cube Grease Pumps					
Pump #	Air Motor	Ratio	Air Inlet	Max. Delivery Outlet	Material
7730	4-1/4"	75:1	3/4" NPTF (f)	12.5 lbs	1/2" NPTF (f)
7735	4-1/4"	10:1	3/4" NPTF (f)	73 lbs	3/4" NPTF (f)
7736	6"	11:1	3/4" NPTF (f)	86 lbs	1-1/4" NPTF (f)
9930	RAM - 3"	50:1	1/4" NPTF (f)	4.5 lbs	3/8" NPTF (f)

Standard Duty Pump (#8568-A4)

Recommended for piped installations of short to moderate length. This pump easily handles fluids SAE 10, 20, and 30 oil. Pump includes a 2" bung adapter for drum or tank mounting (appropriate down tube must be added for drum or tank mounting). Pump will also mount directly to 1-1/2" suction pipe to remote tank. Air inlet 1/4" female pipe thread. Material inlet is 1-1/2" female pipe thread. Material outlet 3/8" female pipe thread.



Part #8568-A4

RAM Pumps - 9900 Series

These pumps feature the exclusive Alemite RAM air motor for quiet operation and quick serviceability. Recommended for piped installations of short to moderate length. These pumps easily handle all fluids up to SAE 140. Stub pump includes a 2" bung adapter for drum or tank mounting (appropriate down tube must be added for drum or tank mounting). Stub pump will also mount directly to 1-1/2" suction pipe (1" for 9970) to remote tank. Air inlet 1/4" female pipe thread. Material outlet 1/2" female pipe thread. (9970 is 3/8" female pipe thread).



Part #7730

Heavy Duty Pumps - 7700 Series

These pumps are built for continuous duty operation. They are recommended for fluid delivery through long delivery lines or multiple reel installations. Equipped with hoist eyebolt. All 7783 models have 4-1/4" air motors; the 7793 models have a 6" air motor. Air inlet and material outlet are 1/2" female pipe thread. Air outlet is 3/4" female pipe thread.



Part #9968

Pump Selection Chart									
Model #	Drum size	Pump Ratio	Approx. Delivery per Min	Air Hose	Material Hose	Bung Adapter	Cover #	Union #	Ship Weight
8568-A4	Stub*	4:1	3 Gal.	317803-3	317813-5F	326750	-	17737	14 lbs
9916-A1	Stub*	1:1	16.5 Gal.	317803-3	317813-5F	Integral	-	1000-88	17 lbs
9918-A	Stub*	3:1	9 Gal.	317803-3	317813-5F	Integral	-	1000-88	17 lbs
9960	16 Gal.	5:1	7 Gal.	317803-3	317813-5F	326750-B	338145	1000-88	28 lbs
9960-A	16 Gal.	5:1	7 Gal.	317803-3	317813-5F	-	338145	1000-88	17 lbs
9968	Stub*	5:1	7 Gal.	317803-3	317813-5F	326750-B	-	1000-88	14 lbs
9969-B	55 Gal.	5:1	7 Gal.	317803-3	317813-5F	326750-B	338163	1000-88	18 lbs
9970	Stub*	10:1	3.5 Gal.	317803-3	317813-5F	326750-E	-	1000-88	11 lbs
7783-A4	55 Gal.	6:1	10 Gal.	317811-5	317813-5F	326750-B	323847	1000-88	55 lbs
7783-B4	16 Gal.	6:1	10 Gal.	317811-5	317813-5F	326750-B	323800	1000-88	50 lbs
7783-C4	Stub*	6:1	10 Gal.	317811-5	317813-5F	326750-B	-	1000-88	50 lbs
7793-A1	55 Gal.	12:1	6.5 Gal.	317811-5	317813-5F	326750-B	323847	1000-88	75 lbs
7793-C	Stub*	12:1	6.5 Gal.	317811-5	317813-5F	326750-B	-	1000-88	65 lbs

NOTE: Bold print indicates item is included with pump model.

* Appropriate downtube can be added
See pump selection information on page 22



High Pressure Grease Dispensing Pumps

Standard Duty Pump



Standard Duty Pumps - 8500 Series

Recommended for piped installations of moderate length. Easily handles fibrous multi-purpose and light bodied chassis lubricants. The 8540 series models have a 3" diameter air motor and the 8550 series models have a 2-7/16" diameter air motor. Air inlet 1/4" female pipe thread. Material outlet 3/8" female pipe thread.

RAM Pumps - 9900 Series

These pumps feature the exclusive Alemite RAM air motor for quiet operation and quick serviceability. Recommended for piped installations of moderate length. Easily handle fibrous multi-purpose and light bodied chassis lubricants. Air motor is 3" diameter. Air inlet 1/4" female pipe thread. Material outlet 3/8" female pipe thread.

RAM Pump



Heavy Duty Pumps - 7700 Series

These pumps are built for continuous duty operation. They are recommended for fluid delivery through long delivery lines or multiple reel installations. These doubleacting pumps will provide consistent, reliable delivery of hard to pump lubricants up to NGL #3, direct from original drums or bulk containers. All models have a 4-1/4" air motor. Air inlet and material outlet are 1/2" female pipe thread. Air outlet is 3/4" female pipe thread.

Heavy Duty Pump



Pump Selection Chart

Model #	Drum size	Pump Ratio	Approx. Delivery per Min	Air Hose	Material Hose	Follower #	Cover #	Union #	Ship Weight
8540-A1	120 lb	70:1	2.25 lbs	317803-3	317876-5	338802	338371	321155	35 lbs
8549-A1	400 lb	70:1	2.25 lbs	317803-3	317876-5	338802	318040	321155	35 lbs
8550-A1	120 lb	50:1	2.5 lbs	317803-3	317876-5	338802	338371	321155	35 lbs
8559-B	400 lb	50:1	2.5 lbs	317803-3	317876-5	338911	318040	321155	46 lbs
9930*	Bulk	50:1	4.5 lbs	317803-3	317876-5	-	-	321155	16 lbs
9940	120 lb	70:1	3.25 lbs	317803-3	317876-5	338802	338371	321155	30 lbs
9949	400 lb	70:1	3.25 lbs	317803-3	317876-5	338911	338163	321155	27 lbs
9950-A1	120 lb	50:1	3 lbs	317803-3	317876-5	338801	338371	321155	28 lbs
9979	400 lb	50:1	4.5 lbs	317803-3	317876-5	338911	338163	321155	24 lbs
9979-A	400 lb	50:1	4.5 lbs	317803-3	317876-5	338911	338163	321155	49 lbs
7730	Bulk	75:1	12.5 lbs	317811-5	317876-5	-	-	-	64 lbs
7785-A5	400 lb	40:1	22 lbs	317811-5	317882-7	338912	323847	321155	77 lbs
7785-B5	120 lb	40:1	22 lbs	317811-5	317882-7	338804	323800	321155	72 lbs
7786-A5	400 lb	75:1	12 lbs	317811-5	317882-7	338912	323847	321155	75 lbs
7786-C	120 lb	75:1	12 lbs	317811-5	317882-7	338804	338804	321155	75 lbs

NOTE: Bold print indicates item is included with pump model.

* Includes 3" male cam lock adapter for mounting pump to bulk grease container (See Page 6)
See pump selection information on page 22

Reel Packages



Alemite's reel packages put fluids and lubricants where you need them. Mounted overhead, on walls, floors or tanks, our reels store hoses conveniently and safely between tasks. Alemite Reels are engineered to perform better, last longer and be safer to maintain and operate. Alemite has a reel package for every application with shielded, open, heavy duty and severe duty reels. These reels deliver grease, gear lubricants, motor oil, ATF, air or water where you need it and accommodate various hose lengths.

Shielded Reels							
Type	Model #	Bare Reel #	Delivery Hose	Connecting Hose	Swivel	Cabinet	Hose Stop
High-Pressure Grease	8079-A	7334-D	317875-30	317882-2	B52752	7331	337437
	8079-B	7334-D	317875-50	317882-2	B52752	7331	337437
Mid-Pressure Oils/ATF	8079-C	7335-D	317813-30	317813-2	-	7331	337437
	8079-D	7335-D	317813-50	317813-2	-	7331	337437
Low-Pressure Air/Water	8079-E	7336-D	317803-30	317803-2	-	7331	337437
	8079-F	7336-D	317803-50	317803-2	-	7331	337437

Order control valves separately.

Note: End panels not included. Order one 339371 end panel set for each reel bank.

Heavy-Duty Open Reels							
Type	Model #	Bare Reel #	Delivery Hose	Connecting Hose	Swivel	Adapter Union	Hose Stop
High-Pressure Grease	8078-A	7334-B	317875-30	317882-2	B52752	1001-86	337437
	8078-B	7334-B	317875-50	317882-2	B52752	1001-86	337437
	8078-T	7334-B	317870-50	317882-2	B52752	1001-86	337437
Mid-Pressure Oils/ATF	8078-C	7335-B	317813-30	317813-2	-	1001-86	337437
	8078-D	7335-B	317813-50	317813-2	-	1001-86	337437
Low-Pressure Air/Water	8078-E	7336-B	317803-30	317803-2	-	1001-86	337437
	8078-F	7336-B	317803-50	317803-2	-	1001-86	337437

Order control valves separately.

High Capacity Double Post Reels									
Type	Model #	Bare Reel #	Description	Delivery Hose	Hose Stop	PSI	Inlet/Outlet	Weight	Application
High-Pressure Grease	8080-A	7340	3/8" HP Ass'y (80ft)	317870-80	337437	6000	3/8" NPTF/ 3/8" NPSM	120 lbs	Grease
Mid-Pressure Oils/ATF	8080-H	7341	1/2" MP Ass'y (100ft)	317813-100	337437	1500	1/2" NPTF/ 1/2" NPSM	145 lbs	Oil
	8080-B	7341	1/2" HP Ass'y (80ft)	317813-80	337437	1500	1/2" NPTF/ 1/2" NPSM	125 lbs	Oil
	8080-E	7342	3/4" HP Ass'y (50ft)	317868-50	339389	1000	1" NPTF/ 1" NPSM	145 lbs	Gasoline, Diesel Fuel, Oil
	8080-F	7342	3/4" MP Ass'y (70ft)	317868-70	339389	1000	1" NPTF/ 1" NPSM	155 lbs	Gasoline, Diesel Fuel, Oil
	8080-G	7342	1" HP Ass'y (50ft)	317869-50	339389-1	1000	1" NPTF/ 1" NPSM	165 lbs	Gasoline, Diesel Fuel, Oil
Low-Pressure Air/Water	8080-C	7341	3/8" HP Ass'y (80ft)	317811-80	337437	200	1/2" NPTF/ 1/2" NPSM	115 lbs	Air/Water
	8080-D	7341	3/8" HP Ass'y (80ft)	317811-100	337437	200	1/2" NPTF/ 1/2" NPSM	125 lbs	Air/Water

Order control valves separately.

Severe Duty Open Reels							
Type	Model #	Bare Reel #	Delivery Hose	Connecting Hose	Swivel	Adapter Union	Hose Stop
High-Pressure Grease	8078-G	7334-C	317875-50	317882-2	B52752	1001-86	337437
Mid-Pressure Oils/ATF	8078-H	7335-C	317813-50	317813-2	-	1001-86	337437
Low-Pressure Air/Water	8078-J	7336-C	317803-50	317803-2	-	1001-86	337437
	8078-M	7336-C	317811-50	317811-2	-	1001-86	337437

Order control valves separately.

Alemite's heavy duty hose reels deliver Diesel Exhaust Fluid (AUS32, Aqueous Urea Solution) in two reel capacities (30-50 ft.). Specifically designed for DEF systems, the reels are engineered to perform better, last longer and are safer to maintain and operate. Reels can be mounted overhead, on a wall, floor or tank.

Diesel Exhaust Fluid Reels					
Model #	Bare Reel #	Description	PSI	Weight	Application
8072-A	7340	1/2 ID x 30' (13 mm x 9 m)	300	47.5 lbs	DEF
8072-B	7341	1/2 ID x 50' (13 mm x 15 m)	300	50.0 lbs	DEF



Part #8079-C



Part #8078-C



Part #8080-C



Control Valves and Meters



Part #6320-3



Part #6320-A/#6320-B



Part #3644-C2



Part #3693-C



Part #3670

High Pressure Controls

Delivers pre-set, measured shots with trigger partially depressed. Provides continuous flow with trigger fully depressed. Control valve inlet: 1/4" NPTF(f). Pressure rating: 7,500 psi.

#6320-3: High Pressure Control Valve

#6320-A: High Pressure Control Valve with Hose & Large Coupler

#6320-B: High Pressure Control Valve with Hose & Small Coupler

Medium Pressure Controls

High Volume Control Valves (#7836-C1, #7836-E, #7836-F)

Extra large porting provides volume delivery of fluids. Smooth flow through gun. External adjustable packings. Built-in ball bearing inlet swivel 1/2" NPTF(m). Outlet 1/2" NPTF(f).

Part No. 7836-C1: control valve only.

Part No. 7836-F: consists of 7836-C1 and flexible extension (333071) and nozzle.

Volume Delivery Control Valves (#7492, #7498, #7498-A)

High volume control delivery of gear lube or oil, includes swivel inlet, trigger safety, trigger latch with single button operation and automatic non-drip nozzle.

Part No. 7492: control, rigid extension with automatic non-drip nozzle and manual lock.

Part No. 7498-A: control, flexible extension with automatic non-drip nozzle.

Meter Control Valves - 3600 Series

Easy to read 3-1/4" diameter dials graduated in litres. Totalizing odometer also registers litres. Lever may be locked in open position for dispensing large volumes. Includes swivel. Meter inlet 1/2" NPTF(F). 3693 Meters are pre-set for automatically filling large crank cases. 3681-D and 3630-A are stationary meters with 1/2" inlet and outlet.

Electronic meters use leakproof magnetic drive, two point precision, have a minimum battery life of 3 years and are field replaceable, 8 gpm maximum flow rate, totalize in litres and features the same high volume handle used on the 7492 for improved performance.

Control Valves And Meters

Part #	Fluid	Extension	Nozzle	Register
3685-D1	Motor Oil	Rigid	Automatic, Non-Drip	10 Litres
3685-A	Motor Oil	Flexible	Automatic, Non-Drip	10 Litres
3686-D	ATF	Flexible	Automatic, Non-Drip	10 Litres
3693-C	Oil/Gear	Rigid	Non-Drip	60 Litres, Preset
3693-AF	Anti-Freeze	Rigid	Non-Drip	60 Litres, Preset
3670	Oil	Rigid	Manual, Non-Drip	Electronic, Litres
3671	Oil	Flexible	Manual, Non-Drip	Electronic, Litres
3673	Gear Oil	Rigid	Automatic, Non-Drip	Electronic, Litres
3674-C	Oil	Rigid	High Volume, Manual	Electronic, Litres
3679	Oil/Gear/ATF	None	None	Electronic, Litres
3644-C2	Oil	Rigid	High Volume, Manual	Electronic, Litres
3640-2	Oil	Rigid	Automatic, Non-Drip	Electronic, Litres
3641-2	Oil	Flexible	Automatic, Non-Drip	Electronic, Litres
3570-B	Oil	Rigid	High Volume, Manual	Electronic, 3/4" Inlet-Outlet
3571-B	Oil	Flexible	High Volume, Manual	Electronic, 3/4" Inlet-Outlet
3579	Oil	-	-	Electronic, 3/4" Stationary In-line



Accessories for Pumps

Round Dolly for 120 lb. Drums

Part # 316315-5

Four free-swiveling casters provide smooth mobility. Three sturdy brackets with large thumb screws lock 120 lb. drum securely to base. Diameter: 20".

Band Dolly for 400 lb. Drums

Part #336899

Sturdy utility dolly for easy movement of heavy 400 lb. drums. All-steel welded construction with cross braces ensure long service. Four free-swiveling rubber casters. Diameter: 23-1/2". Not adjustable.

Band Dolly

Part #336575-A1 for 5 gal. pails or 35 lb. pails. Four free-swiveling casters on adjustable band provide mobility. Drum rests on three sturdy welded platforms. **Part #336575-B1** same as above but fits 16 gal. pails or 120 lb. drums.

Two-wheel Dolly for 35 and 120 lb. Containers

Part #338958

Load sits directly on wheels and axle, not on trucker's arms. Clamps securely to drum or to pump-and-drum assembly.



Part #316315-5



Part #336575-A1



Part #326432



Part #380372-A1



Part #321206



Part #324170

Pump Tube Strainers

Strainer clamp on bottom of pump tube. Prevent foreign materials from entering suction tube and fouling foot valve

Part #326432 for extra heavy and heavy duty pumps.

Part#326463-B1 for standard pumps and 9979 pumps

Lubricants Strainers

Ensure that machine bearings receive absolutely clean lubricant. Sturdy units installed near supply pump in pipeline. Offer very little restriction to flow. Filter elements readily accessible for cleaning (40 micron for oil).

Lubricant Strainers					
Part #	Description	Inlet NPTF (f)	Outlet NPTF	Filter Element Part #	Porosity
380372-A1	Oil Y-Type	1/2"	1/2"	384847	40 Micron
380372-B1	Grease Y-Type	1/2"	1/2"	328628	138 Micron
339683	Waste Oil	1"	1"	-	-

Low Level Cut-Off

Part # 321206

For use with fluid oil tank dispensing pumps. Float-actuated valve automatically closes inlet tube when oil level becomes low. Valve is installed at inlet end of suction tube. Sleeve has 1 1/2" NPTF (f) thread; screws directly onto suction pipe.

Note: All siphon pumps should use a low-level cut-off valve with metered oil system

Muffler

Part #324170

Air Muffler reduces operating noise of pump motor without restricting motor efficiency. Used on all Heavy Duty pumps 4 1/4" and 6" air motor sizes.



Diesel Exhaust Fluid Packages



Part #343111



Part #343138



Part #343103



Part #343113

110-120 V AC centrifugal pump systems for closed drums and totes

- "Smart Start" technology turns pump on/off with DEF flow demand
- CSA, UL listed
- Stainless steel pump body
- Outstanding suction capability/self priming
- Thermal and current overload protection
- 20' delivery hose with stainless steel nozzle
- Suction hose
- 1/2 hp

Part #	Description
343108	Centrifugal Pump Package for 55 gallon drum - Manual Start
343109	Centrifugal Pump Package for 55 gallon drum - Smart Start
343110	Centrifugal Pump Package for 275 - 330 gallon tote - Manual Start
343111	Centrifugal Pump Package for 275 - 330 gallon tote - Smart Start
343138	Centrifugal Pump Package for 55 gallon drum - Smart Start - Drum Cart
8422	Bare Centrifugal Pump - Smart Start

12 V DC systems for closed drums and totes

- Ideal for mobile mounting and power by vehicle electric power supply
- 20' delivery hose with stainless steel nozzle
- 1/2 hp

Part #	Description
343101	12 Volt DC Pump Package for 55 gallon drums
343103	12 Volt DC Pump Package for totes
343139	12 Volt DC Pump Package for 55 gallon drums - Drum Cart
8423	Bare 12 Volt DC Pump

Systems for open / standard 2" bung containers

- Choice of: Powerful 1.1 HP 110-120 V AC electric motor or safe/economical air motor

- Built to meet North American standards
- Electric option features thermal protection
- Polypropylene pump tube with Stainless Steel shaft
- Packages for DEF drums and totes
- 20' delivery hose and stainless steel nozzle
- 1/2 hp

Part #	Description
343113	Pneumatic 55 gallon Drum Pump Pkg
343115	Electric 55 gallon Drum Pump Package
343117	Pneumatic 275 - 330 gallon Tote Package
343119	Electric 275 - 330 gallon Tote Package

Alemite's standard 1/2" Polypropylene / Teflon Air Operated Diaphragm Pump can be used for installed systems to Service Overhead Reels

- 1/2" NPT fluid inlet / outlet
- 1/4" NPT air inlet
- 14 GPM free delivery
- Materials meet ISO / DIN standards for dispensing DEF
- 1/2 hp

Part #	Description
8322-C	1/2" Polypropylene/Teflon Diaphragm Pump

Accessories:

Part #	Description
8424	Flow Meter Assembly
343120	Flow Meter Swivel M/M 3/4" x 1"
343121	Flow Meter Hose Barb 1" x 3/4"
343122	Flow Meter Kit - includes 8424, 343120, 343121
343123-3	10' x 3/4" I.D. DEF Hose
343123-4	20' x 3/4" I.D. DEF Hose
343140	For Micro Matic EPV, Twist Lock Connection - Stainless Steel
343141	For Micro Matic RSV, Lever actuated CamLock - Stainless Steel
343142	For Colder Drum Quik [®] PRO-Polypropylene

Designed to hold up in the rough vehicle maintenance environment, the DEF 1/3hp pump fits drums and totes without additional brackets, straps, or ropes.

- Self priming
- Suction lift capability to 15 ft.
- Flow rate up to 7gpm
- Precise filling
- High operating efficiency
- Built-in handle for portability and handling ease
- High quality components
- Long service life
- Lightweight
- Ergonomically designed components

Part #343183

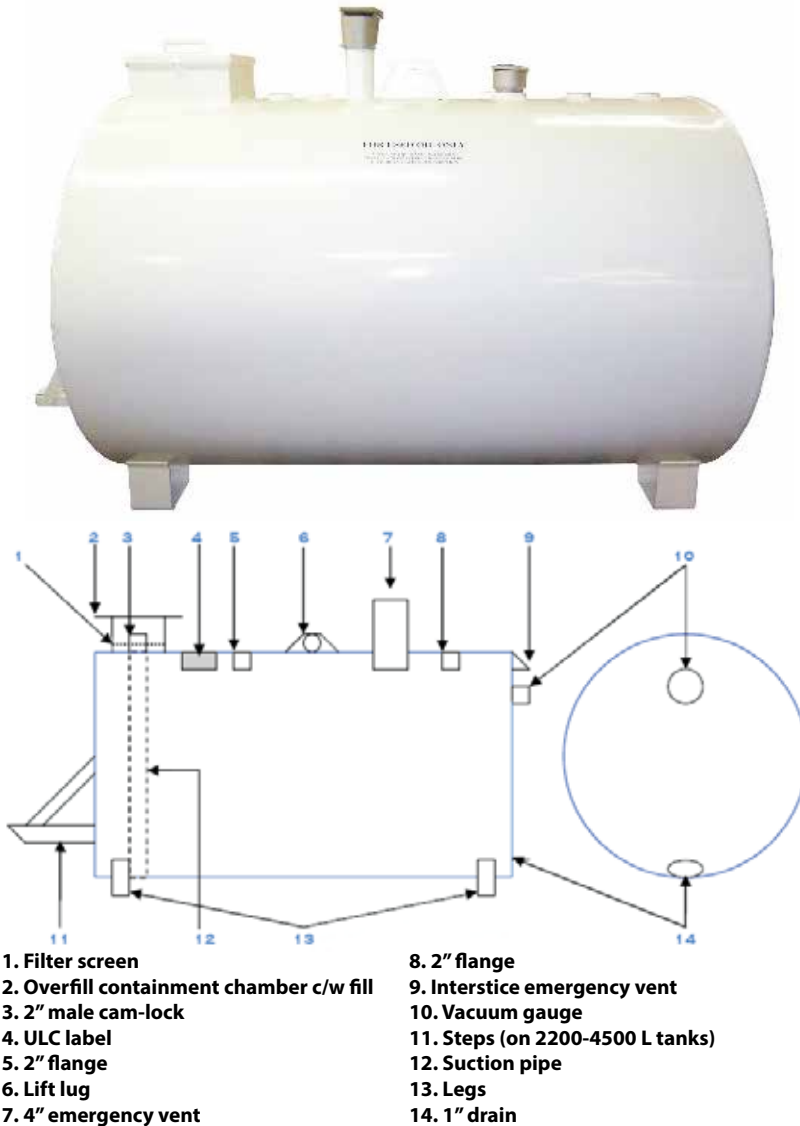
HP:	1/3
Voltage:	115/60
Watts:	600
Drum:	55g
Tote:	275/330
Flow rate:	up to 7gpm



* Part #343185 includes all items listed above plus a mobile cart.

Double Wall Waste Oil Tank

This tank meets or exceeds ULC S652 regulations for used oil storage. This tank is built rugged with an all steel double wall construction. Large drain/fill containment chamber complete with debris straining screen. For your convenience a Quick-connect cam-lock suction evacuation system is included. Tank is treated with a rust deterrent primer prior to 2 coats of epoxy. Platform is standard on 500 and 1000 gallon versions only and can be custom ordered on other capacities.



Material (Gauge)	Tank Capacity	Diameter	Length	Weight	Part Number
14	450L	30"	48"	200lbs	S652-450
14	1100L	38"	60"	500lbs	S652-1100
14	1360L	38"	72"	600lbs	S652-1360
12	2200L	50"	72"	1000lbs	S652-2200
12	4500L	50"	144"	2000lbs	S652-4500



Waste Oil Management



Part #8592 Part #8587-1



Part #7143



Part #7140



Part #8588 Part #8589-A



Part #960433 Part #343141



Part #8595-A

Tank Over Full Valve (#340078)

This valve is used to prevent used oil spills caused by overfilling storage tanks. It is used in conjunction with a used oil evacuation pump. Air passes through the valve. When storage tank is full, a float on the valve raises and the air supply to the pump is cut off.

Portable Oil Drain (#8586)

Portable oil drain mounts directly to 16 gallon drum (not included). Consists of: cover mounted large bowl drain with telescoping tube, positive lock lever for bowl positioning, cover with a built in cam lock adapter and suction tube for evacuation. Float gauge indicates when drum is full. (**#8586-A same as above, comes with the drum**)

Plastic Used Fluid Drain (#8592)

Model 8592 is a portable upright configuration used for collecting fluids under lift-mounted vehicles and is designed for use with pump-assist used fluid collection and transfer systems. This drain features a 26 gallon reservoir molded of durable polyethylene for lighter weight, reduced corrosion and lower risk of damage to surrounding vehicles

Rolling Used Oil Drains (#7140)

Designed specifically for vehicle operations where ease of use and durability are essential in a pit operation. Capacity is 48 gallons. Will fit on 2" track 3" dia. wheels adjust to fit service pit width from 46.5" to 42". *Dimensions: 32.5"W x 32.62"L x 12"H*

Pressurized Drain (#8587-1)

The system consists of a drain bowl and a 24 gallon(90 litre) wheel mounted tank. The drain bowl includes a strainer and the bowl is mounted on a tube that extends up to 20", and locks in place at the desired height, and a sight gauge. The tank is mounted on two 6" diameter rubber wheels and has two swivel casters.

Pressurized Oil Dispenser (#8589 & #8589-A)

Features: a 17 gallon tank, 79" clear dispensing hose, valve, air pressure gauge, pressure relief valve and fluid level gauge. Recommended accessory: ¼" Air Regulator with Gauge (#7604-B). **Includes meter (3671-B) for Product #8589-A Only.**

Portable Truck Drain (#7143)

Portable design simplifies waste oil handling and eliminates spillage. This unit comes complete with fittings for gravity evacuation. When used with a suction kit (338554 not included - see pg 19), suction evacuation further simplifies this process. The built-in baffles in sump prevent spills when moved. Capacity 110 Litres. *Dimensions: 26"W x 39 1/2" L x 9" H*

Portable Oil Extractor (#8588)

Provides a safe, economical means of emptying fluids with the use of vacuum pressure. The system consists of a large 24 gallon (90 litres) tank, six suction wands with convenient storage caddy, pressure relief valve, wheel/caster design for portability and stability, handy tool tray, and convenient push handle. Sticker kit also available for easy labelling.

Oil Filter Drain (#960433)

Capacity: 515 L. *Dimensions: 41"L x 24"W x 48"H to top of back splash.* Includes suction pipe for evacuation with evacuation pumping system. Steel mesh top for filter drainage.

Lube Cart (#340341)

Multi-function drum cart provides convenience and durability. The cart is designed to handle a hose reel, pump, and meter, allowing the user to dispense oil or grease where needed in a shop. The cart can safely carry lubricant containers up to 400 lbs.

Diaphragm Pump Evacuation Kit (#8595-A)

New diaphragm pump system to evacuate fluids from portable used fluid drains and storage containers. Features diaphragm pump (#8323), all recommended air supply, fluid extraction and fluid discharge fittings, components and accessories.



Used Oil Pumps

These medium pressure pumps make used oil evacuation and transfer safe and simple. They are high volume pumps that transfer used oil to storage tanks quickly. They are designed to handle the abrasive materials that can be contained in used oil. Equipped with air connector and quick detach air coupler. The 9920 RAM pump's unique design makes it ideal for transferring large volumes of used oil or diesel fuel (pump is not UL rated).

Used Oil Pumps					
Part #	Type	Material Inlet/Outlet	Air Inlet	Pump Ratio	Deliver Per Min.
8322	Diaphragm	1/2"	1/4" (f)	1:1	14 Gallons
8322-A	Diaphragm	1/2"	1/4" (f)	1:1	14 Gallons
8323	Diaphragm	1"	3/8" (f)	1:1	35 Gallons
8324	Diaphragm	1-1/2"	1/2" (f)	1:1	106 Gallons
9920	RAM	1"	1/4" (f)	1:1	20 Gallons



Part #9920



Part #8301



Part #8324



Part #338554



Part #338556



Part #339683

Part #SWA306



Part #328190-B4



Part #325749

Waste Oil Accessories

Evacuation Hose Kit #338554

Hose Kit includes 1" male thread on one end with ball valve and cam lock adapter for attaching to model 8586 portable drain. *Hose only - part #317849-6.*

Suction Wand Kit #338557

Kit includes a 10' evacuation hose with quick-disconnect coupling, four 15" flexible wands, and a wand storage bracket. Wands are 3/16", 1/4", 3/8" and 1/2" OD. Evacuation hose has a 1/2" male pipe thread for connecting to the dual valve (338556).

In-Line Strainer #339683

1" NPT strainer can be used for any drain.

Siphon Kit #SWA306

Includes: Suction Tube (#338147-7), Bung Adaptor (#326750-B1), 1-1/2" F x 1" F 90° Elbow, 5'x1" 1 Wire Braid Hose 1" MBE (#SWA-279), 1" F x 1" M Swivel Connector (#1000-1616) and 1-1/2" M x 1" Reducer (#328207).

Wall Brackets

#325749

For use with RAM pumps. Models: 9916-A; 9918-A; 9968

#328190-B4

This bracket is for use with extra heavy duty models: 7783; and 7793.

Note: Order adapter plate 322593 to mount pumps having bung adapters.

#343283

For mounting diaphragm pumps on wall.

Evacuation Kit #8595-A

Designed from corrosion-resistant aluminum, the powerful pump quickly extracts and transfers used fluids from portable drains and other collection equipment. System can be installed near service bay(s) where used fluid is pumped to remote storage tanks. Kit includes fittings, valves, hoses and other components required for compressed air connection, fluid collection and discharge. Cam-lock-style connection adapts to virtually any type of drain.



Pump: 8323
Discharge hose: 3/4" NPTF(m)
Suction hose connection: 3/4" Cam-lock (f)
Air inlet: 3/8" NPTF



Portable Lubricators



Part #9911-A1



Part #9951-1



Part #9911-H1



Part #9961-1



Part #8570-5

Portable High Pressure Lubricators

These air powered mobile units feature the exclusive Alemite RAM air motor for quiet operation and quick serviceability. Models include cover mounted pump, 7' delivery hose, Z-swivel and control handle. The pumps have a 3" diameter air motor. Air inlet 1/4" female pipe thread. Material outlet is 3/8" female.

Drum not included. Flexible follower is included in all models except 9911-A1.

Portable High Pressure Lubricators									
Part #	Drum Size	Ratio	Delivery #	Adapter	Material Hose	Follower	Swivel	Control Valve	Dolly
9911-A1	See Note	50:1	2 lbs	44734	317875-7	See Note	B52752	6320-3	393629
9911-H1	35 lbs	50:1	2 lbs	44734	317875-7	337665	B52752	6320-3	-
9911-Z1	35 lbs	50:1	2 lbs	44734	317875-7	337665	B52752	6320-3	338958
9941	120 lbs	70:1	2 lbs	44734	317875-7	338802	B52752	6320-3	316315-5
9951-1	120 lbs	50:1	2 lbs	44734	317875-7	338801	B52752	6320-3	316315-5
9951-T1	120 lbs	50:1	2 lbs	44734	317875-7	338801	B52752	6320-3	338958
9951-S1	120 lbs	50:1	2 lbs	44734	317875-7	338801	B52752	6320-3	-

NOTE: Bold print indicates item is included with pump model.

Free delivery NLGI #2 at 77 deg. F. 150 PSI pump operating air pressure.

Model 9911-A container will hold 70 lbs. bulk grease or 35 lbs. original refinery pail. Order follower separately.

Note: 337665 is for use with a 35lb. container and 338801 is used with 120lbs container.

Portable Medium Pressure Lubricators

9961 mobile gear oil pump features the exclusive Alemite RAM motor for quiet operation and quick serviceability. Model includes cover mounted pump, 5-1/2" delivery hose, totalizing meter, control handle, and rugged steel dolly. The pump has a 3" diameter air motor, air inlet 1/4" female pipe thread, material outlet is 1/2" female pipe thread.

Drum not included.

Portable Lubricator						
Part #	Drum Size	Ratio	Delivery #	Material Hose	Cover	Meter
9961-1	120 lbs	5:1	4 gallon	317856-5F	338145	3630

Hand Operated Medium Pressure Fluid Pumps

These hand operated pumps provide economical, convenient dispensing when air operated units are not practical. Models available to dispense fluids with viscosity up to SAE 140. These pumps are ideal for farm, construction, or industrial use.

Model 6796 is an economical barrel pump for light fluids. Models 7534-4, 7535-4 and 8570-5 are for use with gear lube.

Hand Operated Pumps								
Part #	Drum Size	Approx. Delivery	Material Hose	Bung Adapter	Cover #	Meter #	Dispensing Nozzle	Dolly
6796	16-55 Gal.	3/4 Pint per stroke	-	Integral	-	-	-	-
9596	16-55 Gal.	3/4 Pint per stroke	-	Integral	-	-	-	-
7534-4	16 Gal.	1 Pint per 6 strokes	317809-5F	-	328245-4	-	306610	316315-5
7535-4	55 Gal.	1 Pint per 6 strokes	317809-5F	326750-E1	318040-4	-	306610	316315-5
8570-5	16 Gal.	1 Qt. per 9 strokes	317809-5F	-	323496-A4	3630	306610	316315-5

NOTE: Bold print indicates item is included with pump model.

Guide for Pump Selection



Lubricating Systems Grease Section

High Pressure Grease

The chart below lists general high-pressure pump selection guidelines. Each application varies and should be carefully considered for special conditions that may require a pump selection other than the standard recommendations listed. These conditions can include: viscosity of product pumped, ambient temperature conditions, simultaneous operation of several dispensing outlets, or dispensing volume requirements. When measuring total pumping distance, the hose length of dispensing reels should be included in total distance.

High-Pressure Fluid Pump Selection					
Dispensing Outlets	1-3	1-3	1-3	3 +	3+
Total Pumping Distance	Up to 75'	75' to 150'	Over 150'	Up to 150'	Over 150'
Piping Recommendation (Hydraulic tubing)	5/8" O.D. 0.083" wall	3/4" O.D. 0.095" wall	3/4" O.D. 0.095" wall	1" O.D. 0.125" wall	1" O.D. 0.125" wall
Schedule 160 wrought Steel Pipe (use forged steel fittings)	1/2"	3/4"	1"	1-1/4"	1-1/2"
High-Pressure Standard Duty	50:1	X			
	70:1	X	X		
High Pressure RAM	50:1	X			
	70:1	X	X		
High-Pressure Heavy-Duty	40:1		X	X	X
	75:1			X	X


Lubricating Systems Fluid Oil Section

Fluid Oil Drum and Tank Dispensing Pumps

The air-operated pumps detailed in this section are used to deliver motor oils, gear oils, hydraulic oils and automatic transmission fluids from original refinery drums or tanks. They are ideal for local or remote installations where fluids are piped to multiple hose outlets and/or reels, or through a Fluid Control System (see page 26-27).

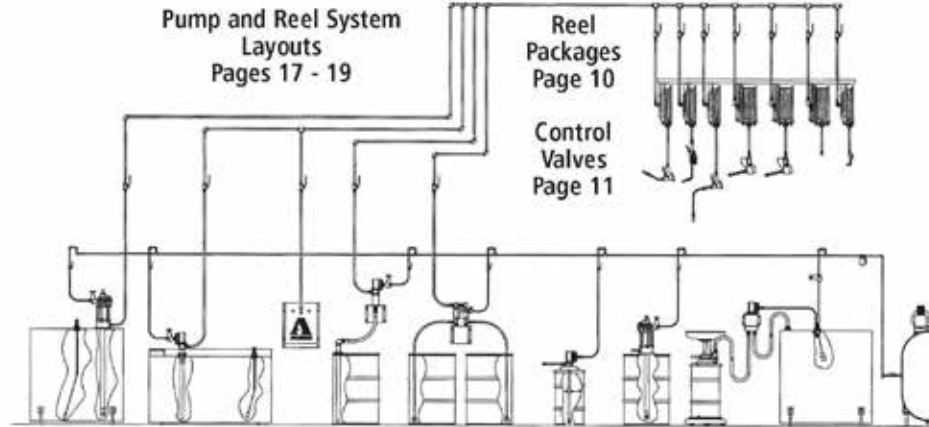
These rugged weatherproof units are available in RAM, standard-duty and heavy-duty forms to meet any pumping requirement. Models for use on 120 lb. drums come with covers finished in baked enamel. The 400 lb. drum models are available with bung adapters which screw directly into 2" bung holes or covers. The chart lists general medium-pressure pump selection guidelines. Each application varies and should be carefully considered for special conditions that may require a pump selection other than the standard recommendations listed. These conditions can include: viscosity of product pumped, ambient temperature conditions, simultaneous operation of several dispensing outlets, or dispensing volume requirements. When measuring total pumping distance, the hose length of dispensing reels should be included in total distance. Select the pump that best suits your needs from the descriptions and delivery data.

Medium-Pressure Fluid Pump Selection					
Dispensing Outlets	1-3	1-3	1-3	3 +	3+
Total Pumping Distance	Up to 75'	Up to 200'	Over 200'	Up to 200'	Over 200'
Piping Recommendation (Hydraulic tubing)	5/8" O.D. 0.035" wall	3/4" O.D. 0.035" wall	3/4" O.D. 0.049" wall	1" O.D. 0.049" wall	1" O.D. 0.049" wall
Schedule 160 wrought Steel Pipe (use forged steel fittings)	1/2"	3/4"	1"	1-1/4"	1-1/2"
Medium-Pressure Standard Duty	40:1	X			
Medium-Pressure RAM	1:1	can be used for distances up to approximately 30' – without metered control valves			
	3:1	X			
	5:1	X	X		
High-Pressure Heavy-Duty	10:1		X		
	6:1			X	X
	12:1				X

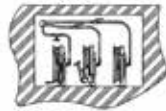




Typical Installation



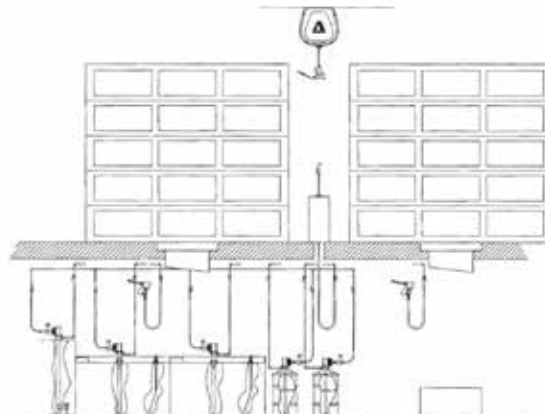
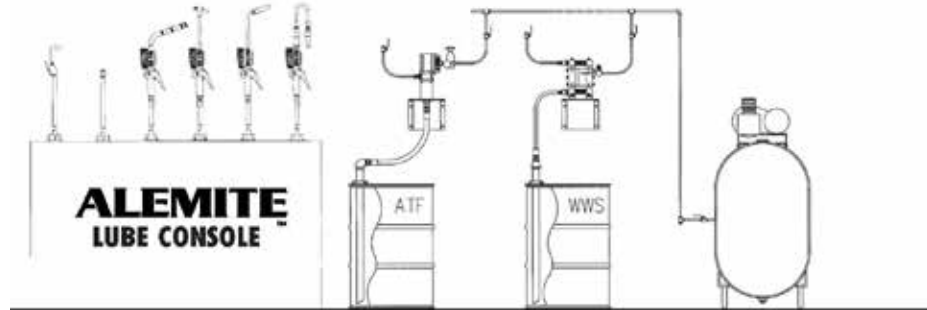
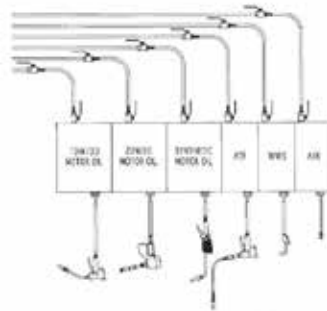
Bulk Equipment Systems
Page 2 - 6



Fluid Pumping Systems
Page 8

Grease Systems
Page 9

Waste Oil Management
Page 14 - 15



Fluid Management Systems



AFCS PC

Fluid Inventory Control and Management System Provides Versatility and Dependability

- Saves time and money by accurately tracking dispensed fluids
- Provides 100 % interface reliability with management software platforms such as ADP
- Combines dependability of a wired system with benefits of a wireless system
- Simple, packaged design means easy installation
- Manages up to 32 fluids and 300 dispense locations with one complete system
- Multiple users can dispense simultaneously on same system
- Three levels of security let you decide who can use, program and monitor the system
- High-flow dispense locations (15+ gpm) can mix with standard-flow locations
- Mechanic can start dispenses from existing PCs in their service bay

Lower Installation Costs By Using Plug-In Standard Connections

Wired, Wireless or Combination

Each AFCS PC system is hard wired from the dispense point to the dispense unit. The AFCS PC wired system is based on an Ethernet network, which allows for easy, fast and 100 percent reliable communication. This is essential when the control system interfaces with a dealer management system. Connection is easy. Simply plug each keypad and dispense unit into each other with the Cat 5 Ethernet cable. The versatile AFCS PC system can adapt to any location. If the customer prefers to utilize a wireless network, this may reduce installation costs by minimizing component and labor requirements. Wireless capabilities exist from the dispense unit to the keypad to the PC. Alemite utilizes the WiFi 802.11b wireless protocol that integrates easily into a wired Ethernet network.



Simple Installation

The AFCS PC contains four components:

- Dispense Unit – Integrated power supply with plug-in connections to the Combination Unit and network
- Combination Unit – Contains the pulse meter, solenoid and contaminant filter
- Keypad – Consists of an integrated power supply with plug-in connections for parallel port printer and bar code scanner
- Virtual Keypad – Saves on both hardware and installation cost as software can be installed on mechanic's PC in the bay to initiate a dispense to any of the hose reels. To eliminate intricate wire


gauge-per-length calculations, pre-assembled wires are available in popular lengths.

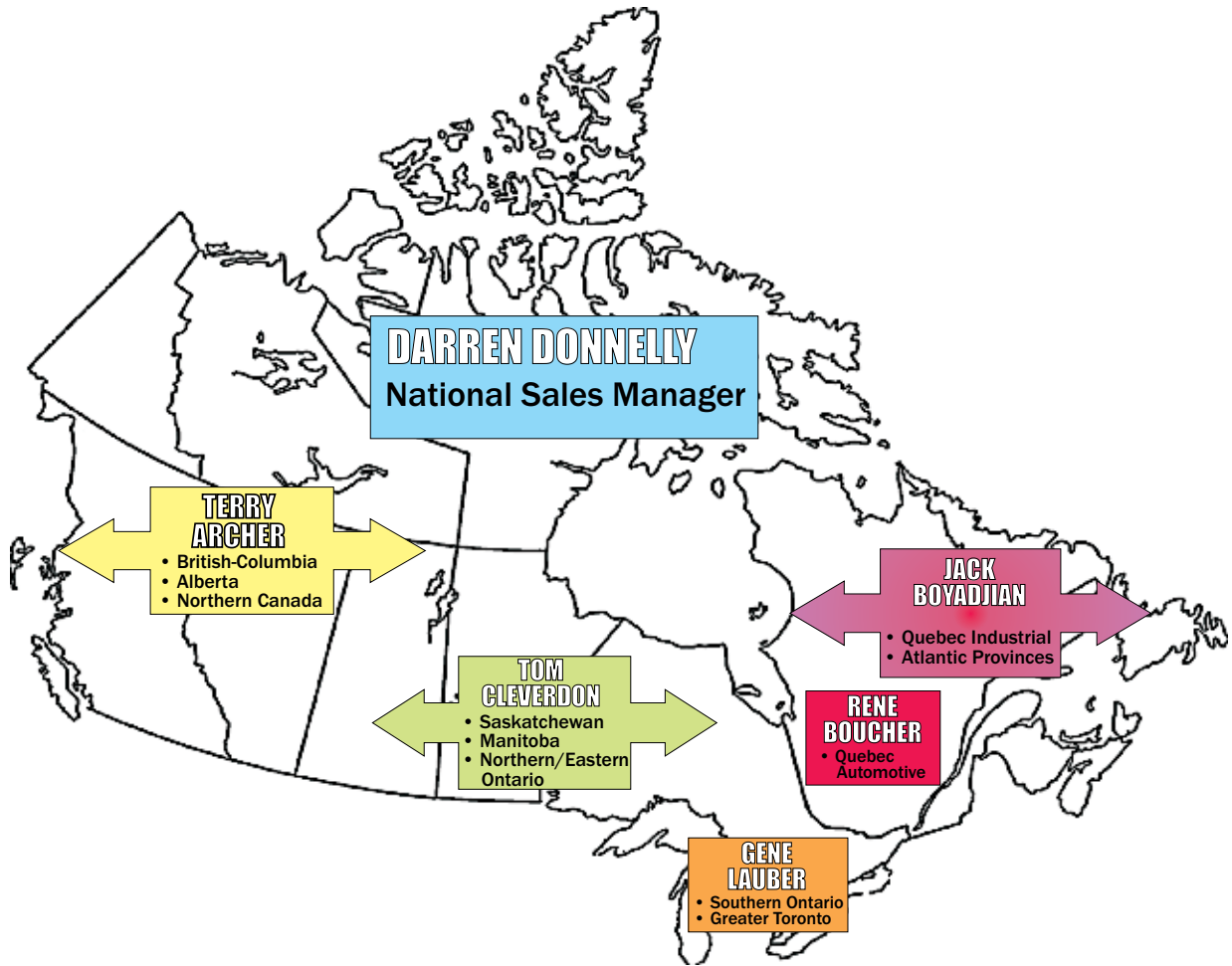
Easy to Use

Designed with three levels of access, one complete AFCS PC system manages up to 32 fluids and 300 dispense locations. Technicians can initiate the dispense process from any keypad, shop PC or master PC.

Durable

Unlike other wireless systems, the "brains" of the AFCS PC can be located on a service bay wall, safe from day-to-day hazards, rather than in the hand-held dispensing meter.





Terry Archer
District Manager
 B.C., Alberta and Northern Canada
 terry.archer@skf.com
 Cell: (403) 660-7211

Gene Lauber
District Manager
 Southern Ontario,
 Greater Toronto Area
 gene.lauber@skf.com
 Cell: (416) 949-4328

Rene Boucher
District Manager
 Quebec Automotive
 rene.boucher@skf.com
 Cell: (418) 933-2647

Jack Boyadjian
District Manager
 Quebec Industrial,
 Atlantic provinces
 jack.boyadjian@skf.com
 Cell: (514) 951-9585

Tom Cleverdon
National Accounts Manager
District Manager
 Saskatchewan, Manitoba,
 Northern/Eastern Ontario
 tom.cleverdon@skf.com
 Cell: (613) 264-5868

Darren Donnelly
National Sales Manager
 darren.donnelly@skf.com
 Cell: (416) 525-7828



STEWART WARNER Corporation of Canada

349 Macdonald Avenue
 Belleville, Ontario K8N 5B8
 Telephone: (800)267-8022
 Fax: (800)267-2880

www.stewartwarnercanada.com